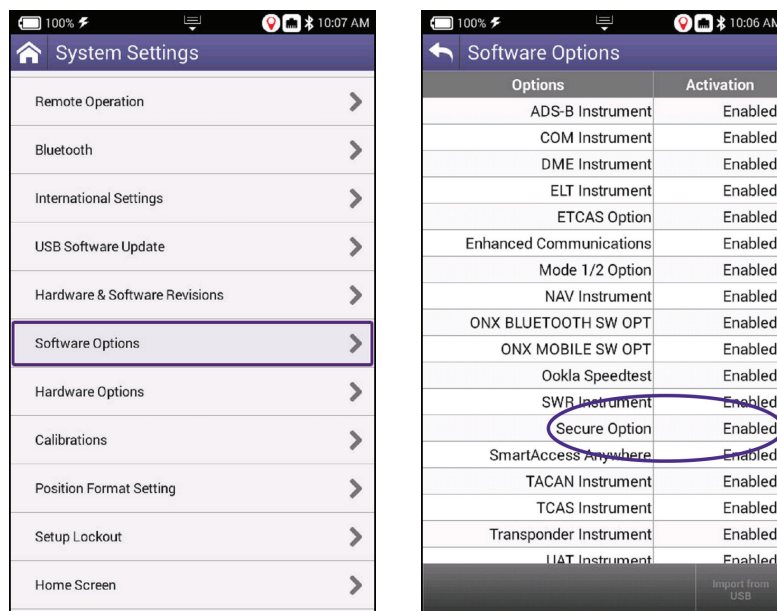


Restricted Area Lock Out of LAN and Remote Access Functions via the Secure Option Feature

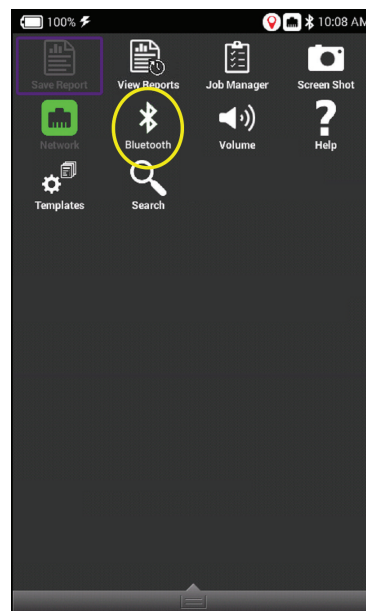
Wireless capabilities and remote access in the AVX-10K such as Local Area Network, Wireless connections, [StrataSync™](#), Remote Connectivity settings (Mobile Tech and Smart Access Anywhere), and Time Synchronization/Date can be deactivated for use in restricted areas that do not allow wireless capability. Enabling password control is accomplished by installing the AVX-10K-SSECURE Secure Option via either a USB drive or by downloading it from StrataSync. Once installed, the option cannot be removed.

Password control is considered a supervisory function of the AVX-10K restricting access to the wireless and remote accessibility functionality. These functions are ordinarily limited when the AVX-10K is used in a high-security environment or under the authority of Quality Control. The functions are placed under password control when the **Secure Option** is enabled and can be locked or unlocked using the password, available in the maintenance manual (Part# 22169186) or by contacting Techsupport.Avcomm@viavisolutions.us.

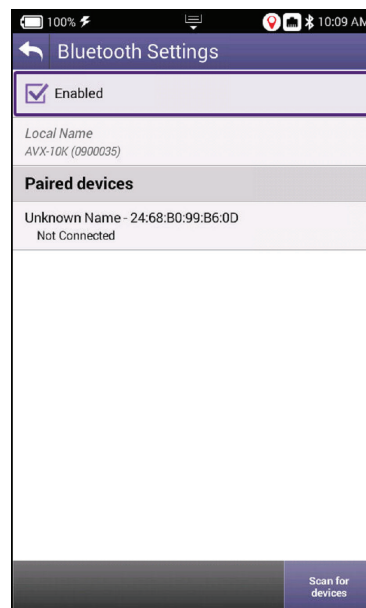


After installation, the **Secure Option** will be listed in software options.

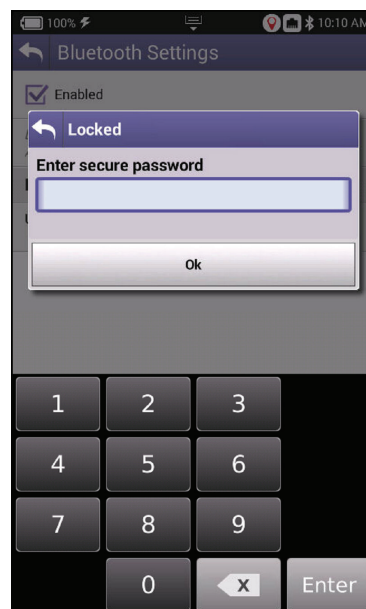
To enable or disable one of the wireless or control features, go to **System Settings** and locate the desired feature.



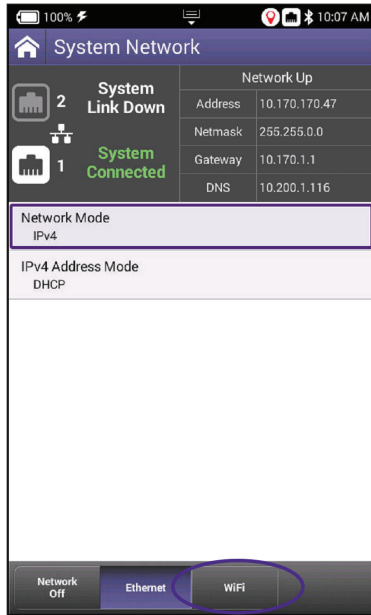
For Bluetooth settings, selecting or deselecting by clicking on the **Enabled** check box brings up a password entry window.



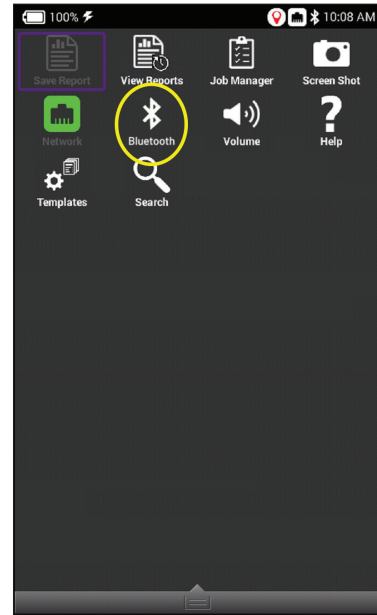
Type in the password (found in the maintenance manual) to **Enable** or **Disable** the feature.



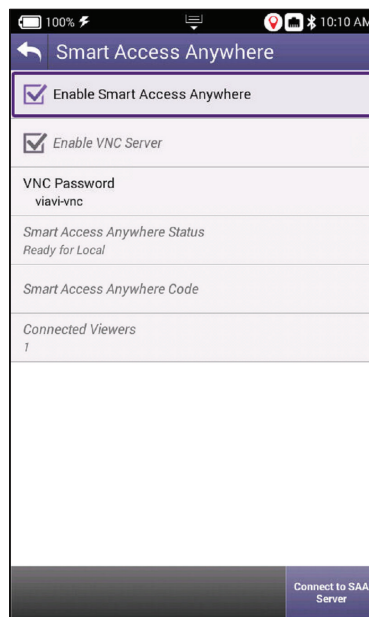
Password protection is available on the following controls when the Secure Option is installed:



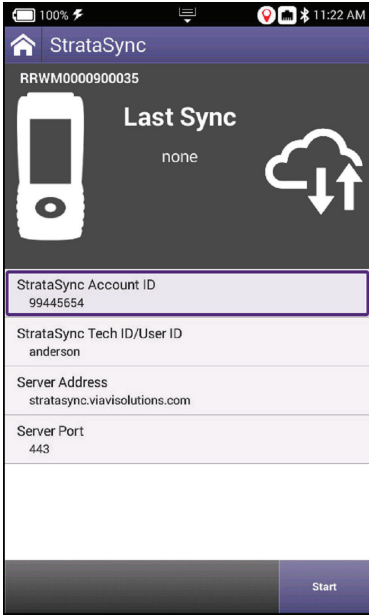
WIFI (LAN)



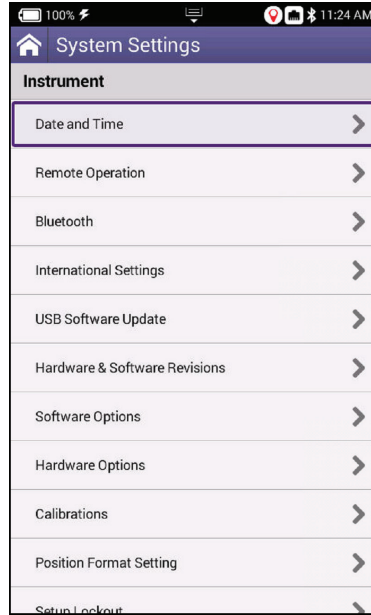
Bluetooth



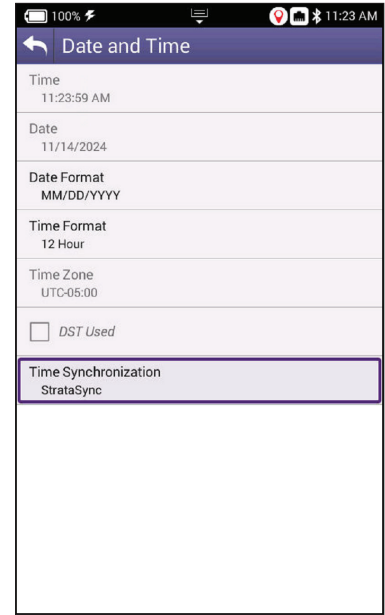
Smart Access Anywhere and VNC



StrataSync



Time Synchronization



This allows turning that feature on or off with the correct password entry. The password will be needed to change the status of this feature (enabling or disabling). The password is not published in the operator's manual and is only available in the maintenance manual, (Part# 22169186), or by contacting Techsupport.Avcomm@viavisolutions.us.

If you have any questions concerning the Restricted Area Lock Out feature, please contact Technical Support at the following email or phone number:

VIAMI Solutions
Avionics and Radio Test
10200 West York Street
Wichita, KS 67215

800-835-2350

Techsupport.avcomm@viavisolutions.com



viavisolutions.com

Contact Us +1 800 835 2352

avcomm.sales@viavisolutions.com

To reach the VIAMI office nearest you, visit viavisolutions.com/contact

© 2024 VIAMI Solutions Inc.

Product specifications and descriptions in this document are subject to change without notice.
Patented as described at viavisolutions.com/patents

avx10k-secure-ops-an-avi-nse-ae
30194304 900 0125